

PRIMA μμ

SURGICAL MICROSCOPE



HIGH PERFORMANCE FOR SMALLER BUDGETS



PRIMA M μ

The LABOMED® Prima Mu microscope was designed to address a variety of needs in clinical environments, thanks to a highly modular form factor with the very best in optical, illumination, and mechanical engineering.

A well corrected apochromatic optical system coated with proprietary MaxLite™ coatings mean physicians see images of the highest color fidelity with virtually no chromatic or spherical aberration.

An efficient LED light source provides well over 75,000 lux, with an estimated run time of 50,000 hours. A highly fluid mechanical design provides for smooth and accurate microscope positioning.

What does this all mean? A lifetime of delightful, hassle-free use.



AN ALL-IN-ONE SOLUTION

DENTAL



The PRIMA M μ can be configured for dental surgery using a high performance, tilting observation head and the NuVax™ CMO with variable focal length from 300mm to 400mm. This ergonomic arrangement facilitates superb imaging and a comfortable working posture suitable for dental procedures.

- 0-210 ° tilting ergonomic observation head
- 3-step magnification changer
- Wide field 10X eyepieces with lockable diopter
- Dental carrier
- CMO: Fixed or NuVax™ (F300 - 400) with protector lens.
- Shadow-free illumination
- Swing-in filter



ENT



With a straight observation head and optional motorized fine focus system, the PRIMA M μ provides operating comfort and unparalleled benefits in ENT surgeries. A host of accessories such as cameras, beam splitters, and camera adapters enable high quality documentation.

- Straight observation head - f/170 mm
- 3-step magnification changer
- Wide field 10X eyepieces with lockable diopter
- Fixed CMO with fine focus control
- Shadow-free illumination
- Swing-in filter



OPH



The PRIMA M μ provides unmatched performance through an efficient LED illumination system and an apochromatic magnification changer. A brilliant Red-Reflex optical arrangement promotes better quality and greater reliability during ophthalmic procedures.

- 45 ° inclined or 0-210 ° tilting ergonomic observation head
- 3-step magnification changer
- Wide field 10X eyepieces with lockable diopter
- Focus with motorized z-axis drive
- Red Reflex illumination
- Swing-in filter



PERFECT VISUALIZATION – CLEAR DOCUMENTATION



LABOMED proprietary *MaxLite™* coating technology highlights the latest advancements in optical surface treatment yielding *No-Glare* images with true-to-life colors and contrast.

The NuVar variable focus objective enables users to select the ideal working distance based on procedure requirements. NuVar provides fluid adjustment of focal length from 300mm to 400mm.

To address digital documentation needs, a host of adapters, beam splitters, cameras from the LABOMED *ProLine* series are available. In addition, the LABOMED iVu multi-functional imaging module is available for plug-and-play needs in training centers.



DSLR Adapter




NuVar

With an arm design that has a lower center of gravity, the PRIMA Mu promises superior balance and near vibration-free viewing at all magnifications, making it a smart choice for space-constrained environments.

A range of mounting options are available, including a compact floor stand on a lockable base, wall mount, ceiling mount, and table mount.

The LABOMED *ProLine* offers video and intermediary accessories, including beam splitters, a complete range of camera adapters, as well as the LABOMED iVu inline camera solution for documentation needs.

A carefully designed illumination system means a true-to-day color temperature 5700K. This no-heat system is practically maintenance free with over 50,000 hours of working life.



Wall Mount

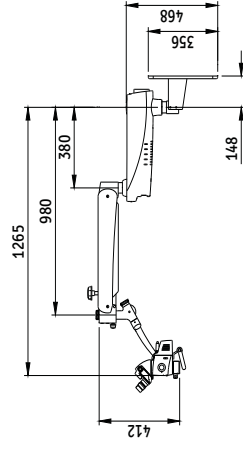
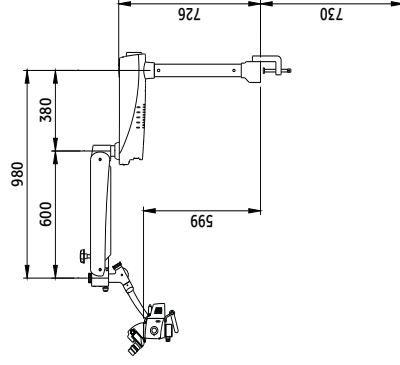
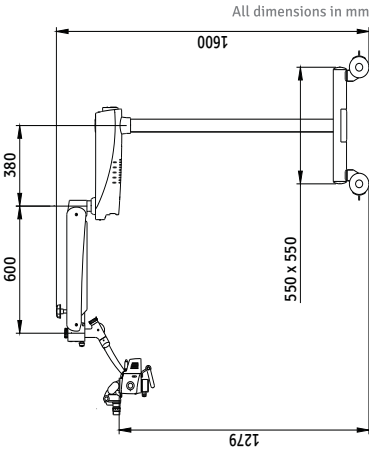


Table Mount



Floor Mount

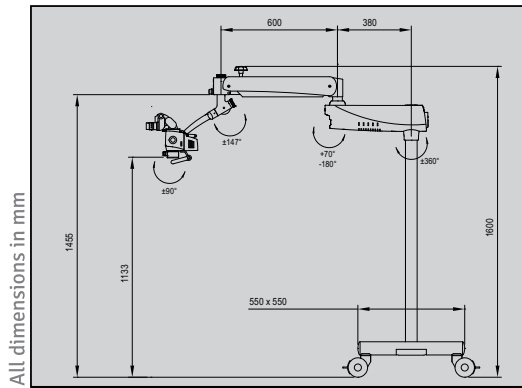


All dimensions in mm

PRIMA MU

Binocular Tubes	45° inclined (standard) / 0-210° inclinable, straight head (optional)
Eyepieces	WF 10X/18 mm with eye guards, lockable diopter adjustment ± 5 mm Optional: WF 12.5X/18 mm
Apochromatic Magnichanger Objective	0.6X, 1.0X, 1.6X f-250 mm(standard); Options: <i>NuVar</i> with focal length adjustment 300-400 mm; f-300 mm or f-400 mm with manual fine focus; f-200 mm fixed objective; objective lens protector
Light Source	27W LED / 75k lux
Built-in Filters	Green / Yellow
Vertical Movement of Arm	500 mm with power saver light cut-off at park position
Microscope Carrier Movement	$\pm 155^\circ$
Optional Accessories	Beam splitter straight/inclined Rotoplate and/or Extender Camera adapters for Canon/Nikon/Sony systems Motorized Z-axis with foot pedal

SPECIFICATIONS



All dimensions in mm

DESCRIPTION	CONFIGURATION	CATALOG NO.
Prima M μ	Dental	6211000
Prima M μ	ENT	6212000
Prima M μ	Ophthalmic	6214000



Labo America, Inc.
920 Auburn Court
Fremont, CA 94538

Tel: (510) 445-1257
Fax: (510) 445-1317
E-mail: sales@laboamerica.com

www.laboamerica.com



ISO 13485



Distributor

6210000-796 2.0
© Labo America, Inc. All rights reserved.